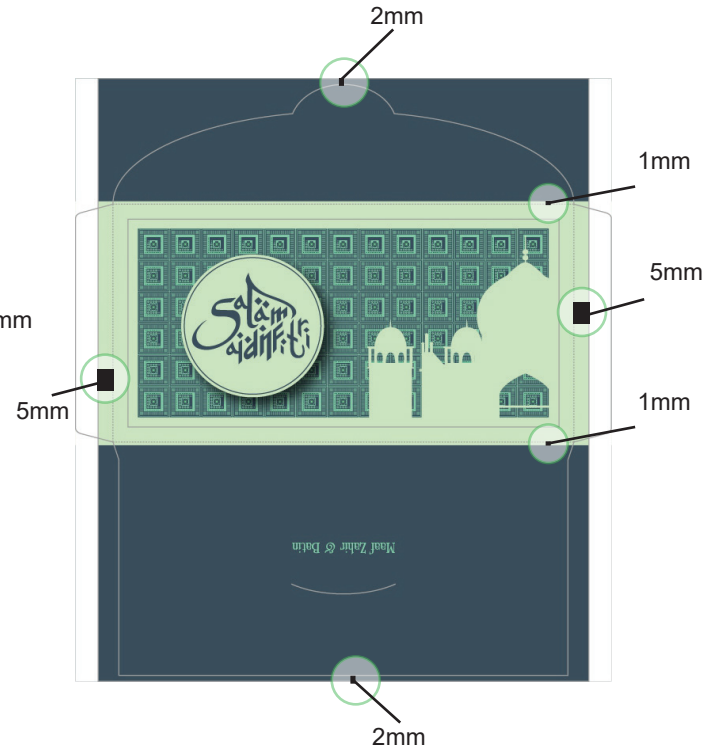


**GENERAL**

**Important:**

- 1a. For MP 101 & MP 104 in your artwork, for the gluing side (right edge), please allow a minimum of 5mm bleed from the Trim Line to avoid the appearance of a 'white line' after folding / gluing as shown below in Diagram 1.
- 1b. For MP 103, in your artwork, for the gluing side (left and right edge), please allow a minimum of 5mm bleed from the Trim Line to avoid the appearance of a 'white line' after folding / gluing as shown below in Diagram 1.
- 2. It is strongly advisable to use the same background colour for front panel, back panel or slit flap to avoid colour contrast after folding.
- 3. If your design contains different background colour for front panel, back panel or slit flap, you are **REQUIRED** to allow 1mm bleed. The outcome is shown below in Diagram 2. Hence, Member shall notice this risk and FLEXISPRT shall not be held responsible for the visibility of the colour variance between the panels of the money packet.

Diagram 1



Bleeding Guideline for MP 101 & MP 104


Bleeding Guideline for MP 103

Diagram 2




Desired Result



 With 1mm Bleeding



 Without 1mm Bleeding

Colour variance on the back panel appears after folding.