

## WALL CALENDAR (RACING HORSE CALENDAR / ISLAMIC CALENDAR)

### ■ Artwork Dimension - Header (Refer Diagram)

#### ■ Bleeding

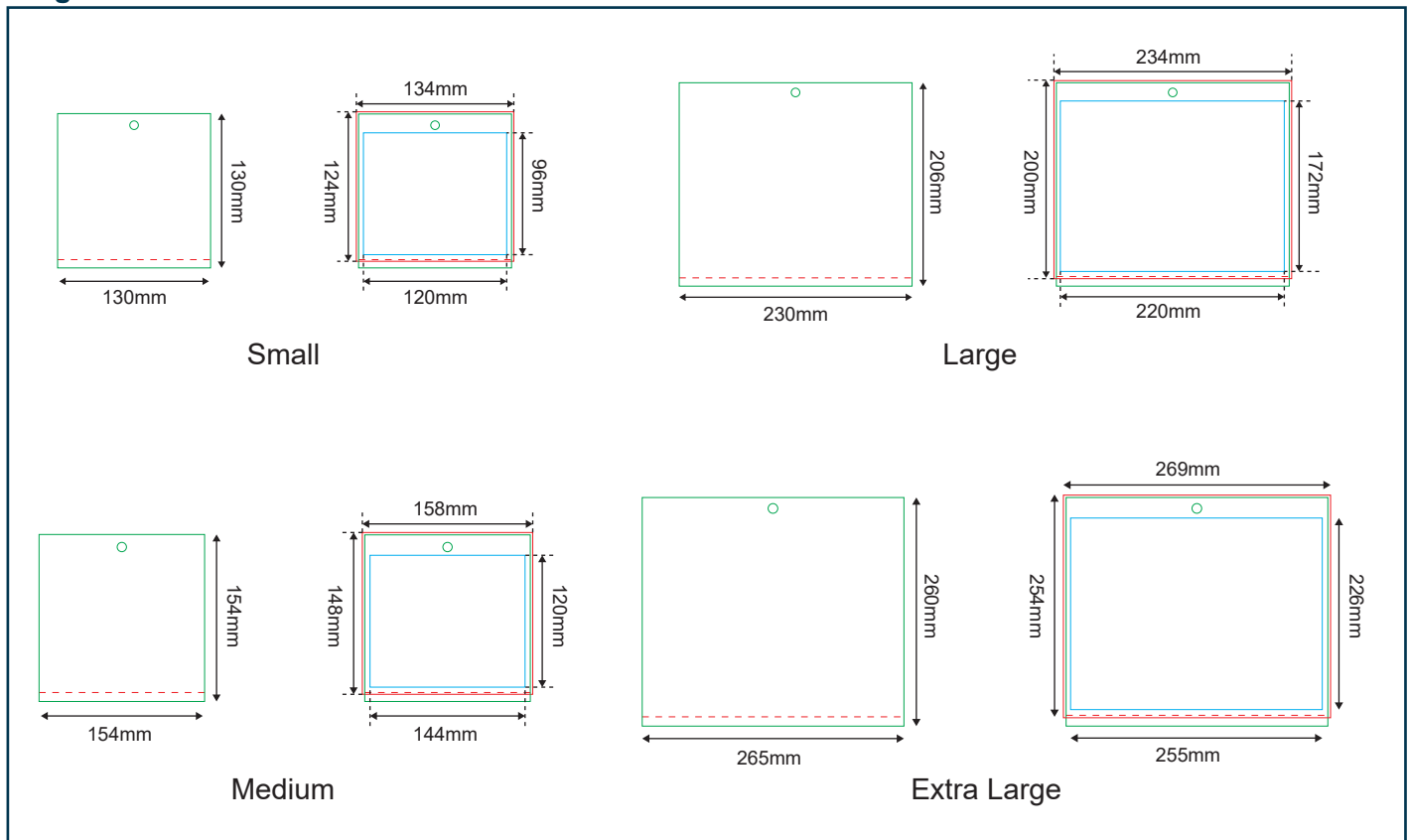
- 2mm from 3 sides of the edge (Top, Left, Right)
- For Bottom side, 2mm from creasing

#### Margin (Safe Zone)

- 5mm from Left and Right side of the edge
- 19mm from Top side of the edge
- 15mm from Bottom side of the edge

Header Material	Model	Actual Size (Height x Width)	Bleeding Size (Height x Width)	Safe Zone Size (Height x Width)	Paper Sheet Size (Height x Width)
Boxboard Grey Back - 300gsm	Small	130mm x 130mm	124mm x 134mm	96mm x 120mm	134mm x 134mm
	Medium	154mm x 154mm	148mm x 158mm	120mm x 144mm	158mm x 158mm
	Large	206mm x 230mm	200mm x 234mm	172mm x 220mm	210mm x 234mm
	Extra Large	260mm x 265mm	254mm x 269mm	226mm x 255mm	264mm x 269mm

Diagram shows Header's Artwork Dimension :



## WALL CALENDAR (RACING HORSE CALENDAR / ISLAMIC CALENDAR)

### Artwork Dimension

#### ■ Bleeding

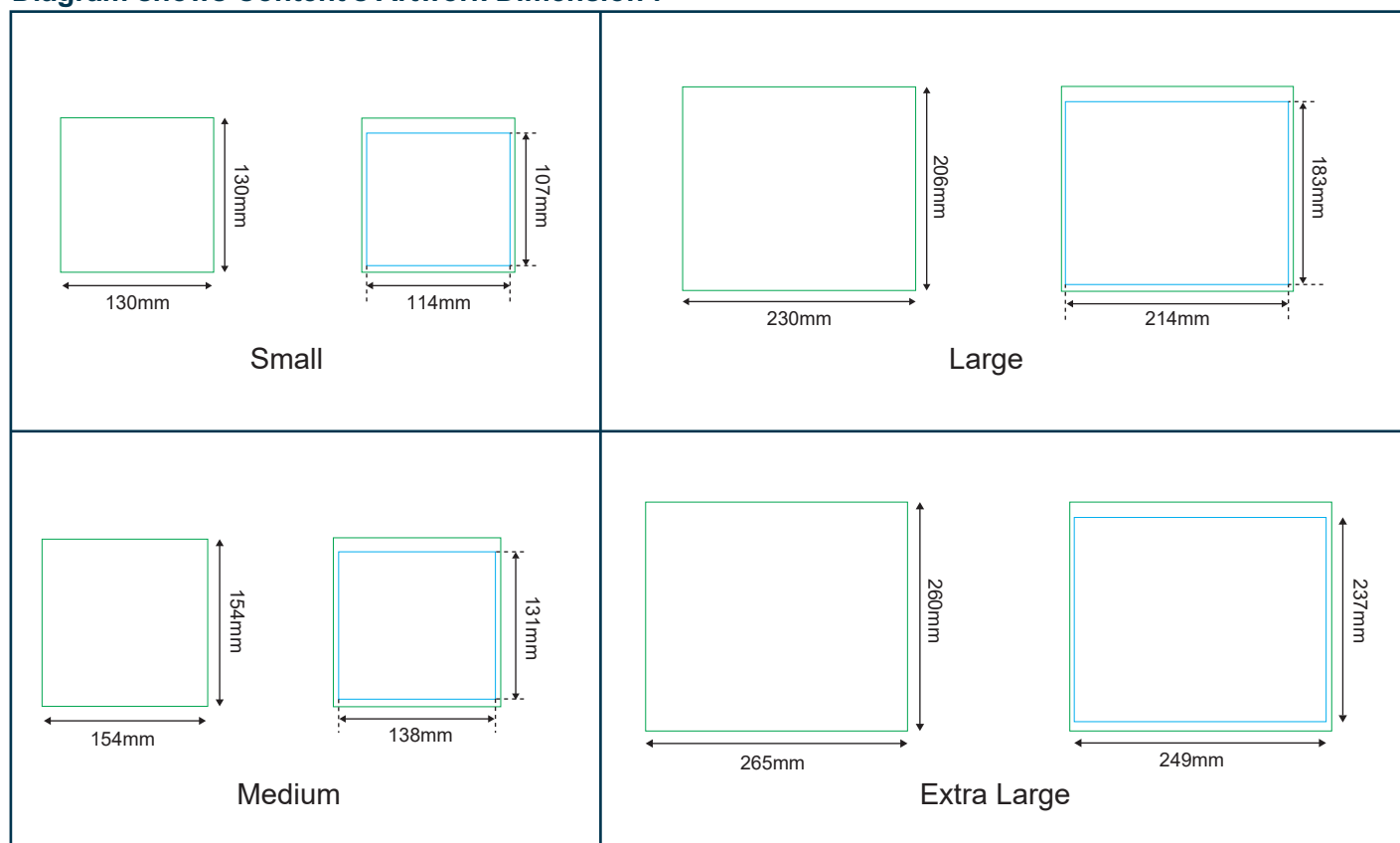
- 2mm from all sides of the edge

#### ■ Margin (Safe Zone / Printable Area)

- 5mm from Left and Right side of the edge
- 12mm from Top side of the edge
- 7mm from Bottom side of the edge

Content Material	Model	Actual Size (Height x Width)	Bleeding Size (Height x Width)	Safe Zone Size (Height x Width)	Paper Sheet Size (Height x Width)
Simili - 60gsm	Small	130mm x 130mm	N/A	107mm x 114mm	N/A
	Medium	154mm x 154mm	N/A	131mm x 138mm	N/A
	Large	206mm x 230mm	N/A	183mm x 214mm	N/A
	Extra Large	260mm x 265mm	N/A	237mm x 249mm	N/A

Diagram shows Content's Artwork Dimension :



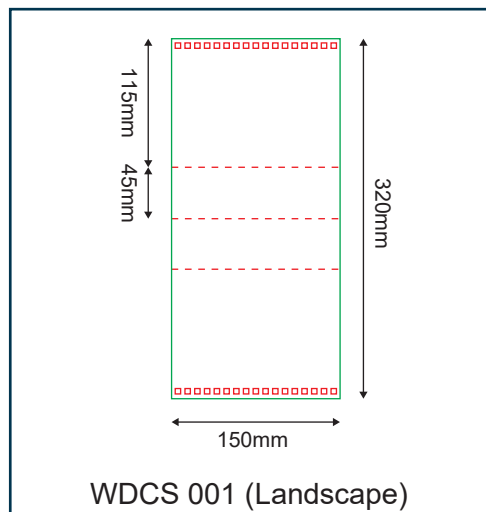
## WIRE-O DESK CALENDAR (SOFT STAND)

### ■ Artwork Dimension - Calendar Stand (Refer Diagram)

Calendar Stand Material	Product Code	Open Size (Height x Width)	Close Size (Height x Width)	Base Size (Height x Width)
Art Card 1 Side Coated - 350gsm	WDCS 001	320mm x 150mm	115mm x 150mm	90mm x 150mm

\* No Printing Allow

Diagram shows Stand's Artwork Dimension :



### Artwork Dimension - Cover + Content (Refer Diagram)

#### ■ Bleeding

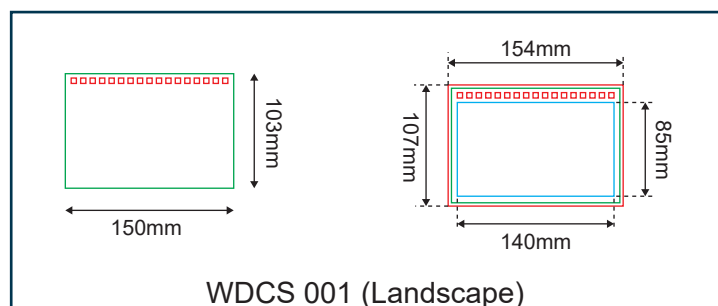
- 2mm from all sides of the edge

#### ■ Margin (Safe Zone)

- 5mm from all sides of the edge  
- Except top side, 13mm from edge  
(8mm Wire-O Hole Punching + 5mm Safe Zone)

Cover + Content Material	Product Code	Actual Size (Height x Width)	Bleeding Size (Height x Width)	Safe Zone Size (Height x Width)	Paper Sheet (Height x Width)
Simili 100gsm Linen 240gsm	WDCS 001	103mm x 150mm	107mm x 154mm	85mm x 140mm	107mm x 154mm

Diagram shows Cover and Content's Artwork Dimension:



### ■ Wire-O Information

Color of Wire-O	Wire-O Hole Punching Spacing (Trimming Till Hole End)	Wire-O Hole Punching Size (Height x Width)	Diameter of Wire-O	Number of Wire-O Hole Punching
White	8mm	4mm x 4mm	5/16"	Landscape – 17 Holes

## WIRE-O DESK CALENDAR (HARD STAND)

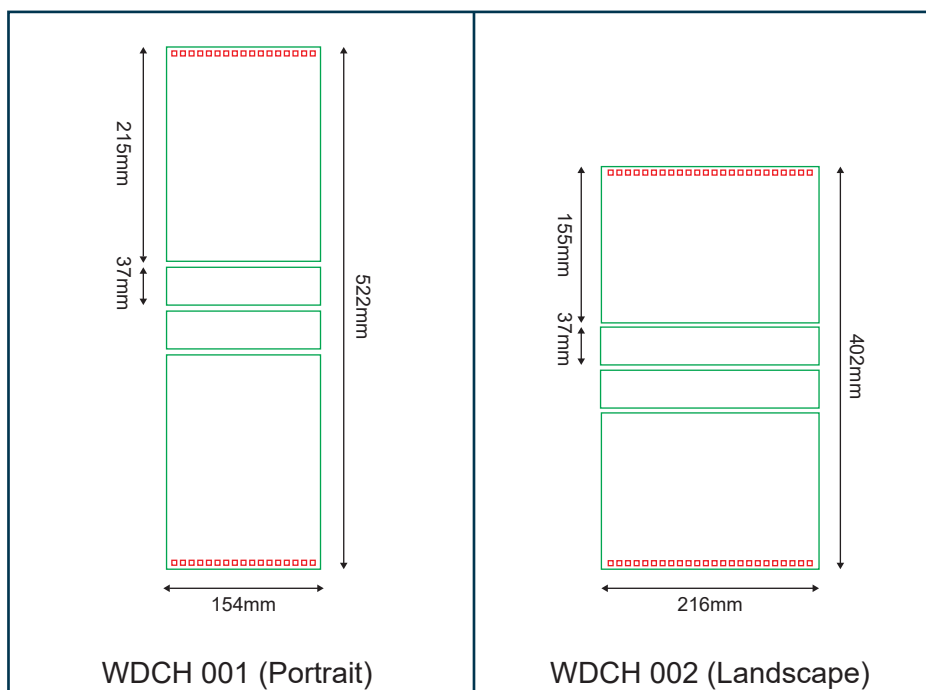
### ■ Artwork Dimension – Calendar Stand (Refer Diagram)

Calendar Stand Material	Product Code	Open Size (Height x Width)	Close Size (Height x Width)	Base Size (Height x Width)
Chipboard 700gsm + Buckram Black	WDCH 001	522mm x 154mm	215mm x 154mm	86mm x 154mm
	WDCH 002	402mm x 216mm	155mm x 216mm	86mm x 216mm

\* No Printing Allow

\* The sizes have tolerance 2mm

Diagram shows Stand's Artwork Dimension:



## Artwork Dimension - Cover + Content (Refer Diagram)

### ■ Bleeding

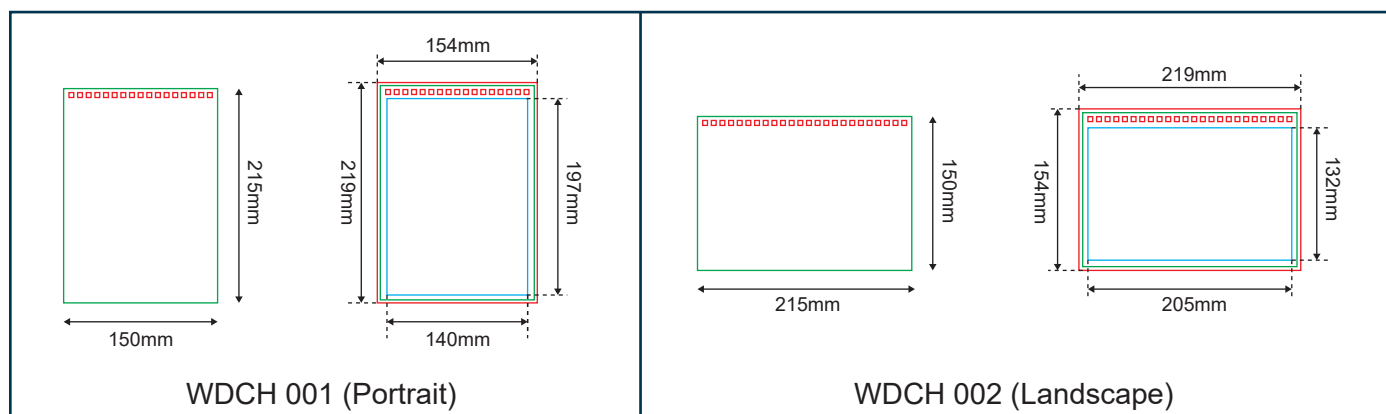
- 2mm from all sides of the edge

### ■ Margin (Safe Zone)

- 5mm from all sides of the edge
- Except top side, 13mm from edge  
(8mm Wire-O Hole Punching + 5mm Safe Zone)

Cover + Content Material	Product Code	Actual Size (Height x Width)	Bleeding Size (Height x Width)	Safe Zone Size (Height x Width)	Paper Sheet (Height x Width)
Art Card 2 Sides Coated - 230gsm  Simili - 140gsm	WDCH 001	215mm x 150mm	219mm x 154mm	197mm x 140mm	219mm x 154mm
	WDCH 002	150mm x 215mm	154mm x 219mm	132mm x 205mm	154mm x 219mm

### Diagram shows Cover and Content's Artwork Dimension:



### ■ Wire-O Information

Color of Wire-O	Wire-O Hole Punching Spacing (Trimming Till Hole End)	Wire-O Hole Punching Size (Height x Width)	Diameter of Wire-O	Number of Wire-O Hole Punching
Black	8mm	4mm x 4mm	3/8"	WDCH 001 – 17 Holes WDCH 002 – 24 Holes

## Image

- Ensure all the image are in CMYK color mode.
- Ensure resolution of all images are set to 300dpi or above.

## Font

- Font size is not less than 4.0points.

## Line

- Line thickness is not less than 0.25points

## File Preparation

- Artwork is saved in required file format Adobe Acrobat Document 4 – version 1.3 (.pdf).
- Resolution 300dpi and color mode CMYK.
- PDF files must prepare for artwork according types of product.

### *Page Arrangement for Racing Horse Calendar in TWO PDF files*

- **File 1.** xxxxxPDF\_h  
Page 1: Header
- **File 2.** xxxxxPDF\_c  
Page 1: Content 1 (January)  
Page 2: Content 2 (February)  
Page 3: Content 3 (March)  
Page 4: Content 4 (April)  
Page 5: Content 5 (May)  
Page 6: Content 6 (June)  
Page 7: Content 7 (July)  
Page 8: Content 8 (August)  
Page 9: Content 9 (September)  
Page 10: Content 10 (October)  
Page 11: Content 11 (November)  
Page 12: Content 12 (December)

### *Page Arrangement for Soft and Hard Cover Wire-O Desk Calendar in ONE PDF file*

- **File 1.** xxxxxPDF\_c  
Page 1: Front Cover (FC)  
Page 2: Inside Front Cover (IFC)  
Page 3: Content 1 (January)  
Page 4: Content 2 (February)  
Page 5: Content 3 (March)  
Page 6: Content 4 (April)  
Page 7: Content 5 (May)  
Page 8: Content 6 (June)  
Page 9: Content 7 (July)  
Page 10: Content 8 (August)  
Page 11: Content 9 (September)  
Page 12: Content 10 (October)  
Page 13: Content 11 (November)  
Page 14: Content 12 (December)  
Page 15: Inside Back Cover (IBC)  
Page 16: Back Cover (BC)

## Marking and Trapping

- Do not apply any crop mark and trapping to your files, including box or bleeding marking or margin marking.